

Electronic Notice of Arrival/Departure (eNOAD)



User Guide

Version 8.0

Month DD, 2021

Table of Contents

INTRODUCTION	1
WHAT IS PROVIDED?	3
Electronic Notice of Arrival/Departure (eNOAD) Application	3
Data Retention and Security in the eNOAD Application	3
The USCG and CBP Regulations Involved	4
SYSTEM REQUIREMENTS	6
Basic Hardware and Software Requirements:.....	6
Supported Web Browsers	6
Computer and Web Browser Settings.....	6
Internet Connections	7
Security of an eNOAD Transaction.....	7
GETTING STARTED	8
Contact Information.....	9
ACCESSING THE ENOAD	10
FIRST-TIME USERS	12
Creating a New Account.....	12
ENOAD NOTICE OF ARRIVAL/DEPARTURE LIST	15
INPUTTING NOTICES OF ARRIVAL AND/OR DEPARTURE	18
SUBMITTING A NOTICE OF ARRIVAL AND/OR DEPARTURE	20
Important Information for U.S. to U.S. Departures/Arrivals	20
WHAT HAPPENS NEXT?	21
Receipt of Notice	21
Receipt of Notice When Leading/Trailing Carriage Return/Space Is Detected.....	22
Incomplete Notice.....	22
TROUBLESHOOTING	23
Time-Out Length	23

List of Appendices

[APPENDIX A, ENOAD SCREENSHOTS](#)

[APPENDIX B, ENOAD DATA ELEMENTS LISTING BY SCREEN](#)

List of Figures

Figure 1 eNOAD Logon Dialog Box.....	10
Figure 2 National Vessel Movement Center Homepage	11
Figure 3 eNOAD Create Account Link	12

Figure 4 Create User Account Dialog Box	13
Figure 5 eNOAD Account Activation Continue Button.....	14
Figure 6 eNOAD Notice of Arrival/Departure List Page	15
Figure 7 Previously Submitted Notices View, Update, and Copy Links.....	16
Figure 8 Saved Notices Tab With View, Edit, and Delete Links	16
Figure 9 Vessel Details Page and Navigation Menu	18
Figure 10 Completed Notice Ready for Submission	20
Figure A-1 Logon Dialog Box.....	2
Figure A-2 Create User Account Dialog Box.....	2
Figure A-3 Forgot Logon Password Dialog Box.....	3
Figure A-4 Notice of Arrival/Departure List — Previously Submitted Notices	3
Figure A-5 Notice of Arrival/Departure List — Saved Notices	4
Figure A-6 Vessel Details Page.....	4
Figure A-7 Reporting Party Page.....	5
Figure A-8 Arrival Port Page.....	5
Figure A-9 Arrival Port Involving OCS Page.....	6
Figure A-10 Departure Port Page	7
Figure A-11 Crew List Page	7
Figure A-12 Crew Member Information Page.....	8
Figure A-13 Passenger List Page.....	8
Figure A-14 Passenger Information Page	9
Figure A-15 Cargo Page	10
Figure A-16 Certain Dangerous Cargo Information.....	11
Figure A-17 Previous Ports List Page.....	11
Figure A-18 Previous Port Information Page	11
Figure A-19 Security Page.....	12
Figure A-20 Manage User Account Page	12

List of Tables

Table B-1 eNOAD Data Elements Listing by Screen	B-2
---	-----

INTRODUCTION

The United States Coast Guard (USCG) developed the Electronic Notice of Arrival/Departure (eNOAD) application on the World Wide Web (WWW) to provide the representative of a vessel with the means of fulfilling the arrival and departure notification requirements of the USCG and Customs and Border Protection (CBP) online.

Prior to September 11, 2001, ships or their agents transmitted to the Marine Safety Office (MSO)/Captain of the Port (COTP) zone their vessel arrival information within 24 hours of the vessel's arrival via telephone, facsimile (fax), or electronic mail (e-mail).

Due to the events of September 11, 2001, the USCG's National Vessel Movement Center (NVMC) and the Ship Arrival Notification System (SANS) were established by the U.S. Department of Homeland Security (DHS) to better protect our coasts. Also, as a result of this initiative, the advanced arrival notice time requirement changed from 24 hours notice to 96 hours notice (or 24 hours notice, depending upon normal transit time). The Notices of Arrival/Departure (NOA/Ds) continued to be submitted via telephone, fax, or e-mail, but were now to be submitted to the NVMC, where watch personnel manually entered the information into a central USCG database.

Effective June 6, 2005, all cargo vessels (October 2005 for cruise ships) were required to submit NOA/Ds and/or Advance Passenger Information System (APIS) messages electronically, per CBP directive. The eNOAD Web application meets CBP requirements and is an alternative method of submitting NOA/Ds and/or APIS messages that meet USCG requirements. As a product of USCG and CBP cooperation to develop an authorized one-stop notification method, the eNOAD application eliminates the need to submit the same information multiple times to multiple agencies. Consider its benefits/advantages:

- The eNOAD conforms to both USCG and CBP requirements, eliminating the need to submit duplicate and/or similar information to both agencies.
- The NOA/D process is automated:
 - Once the NOA/D is completed and submitted via the Web, the data is sent automatically to the NVMC, where it is electronically reviewed for completeness, and is then validated, decreasing the need for manual intervention and the potential introduction of inadvertent errors.
 - When it is determined that the NOA/D is complete, and it has been validated by the NVMC, the information is automatically entered in a central USCG database for more efficient and thorough recordkeeping.
 - An e-mail message confirming receipt of the NOA/D is sent to the Reporting Party and the 24-Hour Point of Contact listed in the NOA/D, thereby keeping submitters apprised of progress in a very timely manner.
 - The USCG, CBP, and other authorized Federal agencies can more readily screen the information in the database. Electronic processes also routinely comb through the data to forward any findings of importance to the relevant cognizant Sectors/COTPs.

- All previously submitted NOA/Ds can be updated and resubmitted electronically by ships and their agents as needed without requiring human intervention.
- A partially completed NOA/D can be stored, completed in the future, and then submitted via the eNOAD application, thereby enabling the application to serve as a reliable virtual workspace submitters can visit time and again as their workflow requires without loss of data integrity.
- NOA/Ds submitted via the eNOAD application constitute the official NOA/D, and duplicate submissions through other means are not required. Therefore, submitting a NOA/D via the eNOAD application eliminates duplicate handling of the NOA/D.

WHAT IS PROVIDED?

The eNOAD Web application provides an easy-to-use and efficient method for reporting vessel arrival and/or departure information required by the USCG and other Federal agencies for vessels visiting U.S. ports. It helps submitters fulfill all regulatory reporting requirements imposed by the United States Code of Federal Regulations (CFR).

Electronic Notice of Arrival/Departure (eNOAD) Application

The eNOAD application is provided to all maritime operators who secure a SANS account as a means of electronic submission of NOA/Ds to fulfill U.S. Federal regulations of notification prior to arrival to/departure from the United States. The eNOAD application provides a user interface to facilitate submissions of NOA/Ds and eliminates the vessel owner's need to develop such an interface. All Federally-mandated data required in the applicable regulations is presented for capture within the eNOAD application, providing confidence that all regulation requirements are supplied.

Data Retention and Security in the eNOAD Application

Because the data provided in a NOA/D submission contains Personally Identifiable Information (PII) and other sensitive material, the USCG takes a very responsible approach to handling this data from the moment it is received. The eNOAD system automatically sends an e-mail message acknowledging receipt of an electronically submitted NOA/D. Once the NOA/D is validated, the NVMC sends a reply e-mail message confirming the submission has been processed. If any information is missing from the NOA/D, the e-mail message states exactly what information is needed. This confirmation of receipt eliminates any concern that a NOA/D did not get to the right place or is missing required information.

WARNING: If a confirmation e-mail message is not received within two (2) hours of submission, contact the NVMC for verbal confirmation at the number listed in the [Contact Information](#) section of this document.

All data in an eNOA/D submission is kept in tightly-secured, encrypted networks. The data transmission, storage, and analysis is overseen by the DHS for the sole use of the U.S. government and its national interests. Once received via the eNOAD application at the USCG, the NOA/D data is forwarded to CBP, and a Notification of Receipt of Transmission is sent to the submitter via e-mail message from CBP. This receipt is independent of the USCG receipt and should be followed up with CBP if there are any questions or concerns.

The eNOAD Web application retains a record of previously submitted NOA/Ds. These NOA/Ds are listed in the **Previously Submitted Notices** data grid. In addition to its archival value, the retained data allows submitters to return and provide updates to previous arrival/departure notices. This is performed by editing a duplicate copy of the original NOA/D. Submitters can click on the **Copy** link of a NOA/D, and the eNOAD application displays the duplicate record in an editable format, with all the data (except for the **Arrival Information** section, the **Departure Information** section, the **Last Port of Call** section, the **Next Port of Call** section, and the **Cargo Manifest** section) copied to a new NOA/D form and ready for reuse. Users can make the changes required to amend the NOA/D, and then submit it as is done normally.

The data retention features of the eNOAD application also allow users to start a NOA/D, save it, and then complete and submit it later. All incomplete NOA/Ds are listed on the **Saved Notices** data grid. To complete a saved NOA/D, users can click the **Edit** link, and the record appears on the page with all previously completed fields as they were last filled in. The NOA/D can then be completed and submitted to the NVMC. The process of editing a NOA/D can be extended by a submitter for an indeterminate period of time (for example, days, weeks, or months) until the collected data is considered ready for submission.

Encryption is the most effective way to achieve data security and entails codifying data in symbols that only the intended parties are able to understand and decrypt. The eNOAD application uses Secure Socket Layer (SSL) encryption, which is a protocol for safely transmitting private documents via the Internet. SSL works by using a private key to encrypt data transferred over the SSL connection. Many Web browsers now support SSL, as it provides assurances to users that the Web site is authentic and confidential transactions with the site are secured by SSL encryption.

The USCG and CBP Regulations Involved

All vessels required by [33 Code of Federal Regulations \(CFR\) Part 160](#) and vessels operating where the local Captain of the Port (COTP) has established additional rules requiring increased reporting must submit a Notice of Arrival/Departure (NOAD) to the National Vessel Movement Center (NVMC) before arrival to and departure from any U.S. port.

33 CFR 160 (final rule effective 30 April 2015) expands the applicability of NOA and Automatic Identification System (AIS) requirements to include more commercial, as well as private, vessels. This final rule amends the applicability of NOA requirements to include additional vessels, sets forth a mandatory method for electronic submission of NOAs, and modifies related reporting content, timeframes, and procedures. The final rule also extends the applicability of AIS requirements beyond Vessel Traffic Service (VTS) areas to all U.S. navigable waters, and requires that additional commercial vessels install and use AIS, consistent with statutory requirements, and in limited cases, the Secretary's discretionary authority. Final rule 33 CFR 160, Subpart C, which contains requirements and procedures for submitting NOAs, as well as notices of hazardous condition, can be found by navigating to the USCG NVMC home page at <http://www.nvmc.uscg.gov/>, and then clicking the appropriate link(s) in the [Regulations](#) section.

33 CFR 104, 160, and 165 (dated 1 July 2003) provide security measures for certain vessels calling on U.S. ports. These parts require the owners or operators of vessels to designate security officers for vessels, develop security plans based on security assessments, implement security measures specific to the vessel's operations, and comply with Maritime Security Levels. These regulation sections can be found at <http://www.ecfr.gov/cgi-bin/text-idx?gp=&SID=85dbe340703e8bdb134fd2908d402228&mc=true&tpl=/ecfrbrowse/Title33/33chapterI.tpl>.

33 CFR 164.35 (dated 1 July 2001) requires a vessel to indicate the operational condition of its equipment. This final rule can be found at http://www.access.gpo.gov/nara/cfr/waisidx_01/33cfr164_01.html.

33 CFR 146, Subpart E, addresses Safety and Security NOA filing for vessels arriving at a place on the Outer Continental Shelf (OCS). Final rule 33 CFR 146, Subpart E, can be found by

navigating to the USCG NVMC home page at <http://www.nvmc.uscg.gov/>, and then clicking the appropriate link(s) in the [Regulations](#) section.

SOLAS 1974, Chapter IX, as amended, makes mandatory the International Safety Management (ISM) Code, requiring the ship owner or any person who has assumed responsibility for the ship (the Company) to establish a safety management system. Chapter IX was adopted in May 1994 and entered into force on 1 July 1998.

8 CFR Parts 217, 231, and 251, and 19 CFR Parts 4, 122, and 178 require each foreign or domestic vessel to provide an electronic transmission of passenger and crewmember manifest information to an immigration officer (immigration officers who perform inspection functions are now part of CBP) in advance of an aircraft or vessel arrival to or departure from the United States. This final rule can be found at <http://www.cbp.gov/bulletins/39genno17.pdf>.

WARNING: Use of the eNOAD Web application does not relieve submitters of the responsibility of knowing the regulatory requirements pertaining to their particular vessels and ensuring submission of a complete and accurate NOA/D as specified in the Code of Federal Regulations. Failure to timely and accurately comply with regulations may result in enforcement actions, including civil penalties. The USCG will not be held liable for any damages resulting from regulatory noncompliance of a vessel.

SYSTEM REQUIREMENTS

System performance depends on several factors, such as:

- Using the correct computer hardware and software
- Viewing the pages with a Web browser compatible with the eNOAD application.

These and other topics are discussed in the following subsections.

Basic Hardware and Software Requirements:

- A Personal Computer (PC) with an Internet connection
- A Web browser
- An e-mail application or online e-mail account with the capability of sending and receiving messages.

Supported Web Browsers

The eNOAD application is optimized for use with the following Web browsers:

- Internet Explorer
- Mozilla Firefox
- Opera
- Google Chrome
- Apple Safari.

NOTE: Use of the latest updated version of the user's preferred Web browser is highly recommended.

Computer and Web Browser Settings

Computer Settings — The Web browser must be configured as follows for the eNOAD application to operate properly:

- JavaScript must be enabled
- TLS 1.1 or 1.2 must be accepted by the browser — the eNOAD application uses an SSL 256-bit encryption
- Language should be set to English (United States) or the eNOAD application may not display properly
- For Internet Explorer browsers, do not set the browser to Compatibility View
- Desktop resolution must be set to a minimum of 1024x768.

Firewall Settings — If an error message is received or if there is no response when attempting to reach the eNOAD **Logon** page, a firewall or proxy server might be in place that does not support Hyper Text Transfer Protocol Secure Sockets (https). The firewall or proxy server must allow SSL communication in order to access the eNOAD application. Please check with your local network or System Administrator (SA) for further details.

Internet Connections

Internet Service Providers (ISPs) are companies that provide individuals and businesses with access to the Internet. For a monthly fee, the service provider generally gives customers a software package, user name, password, and access telephone number or Internet Protocol (IP) address. Equipped with either a modem or direct communication line, the user is able to access the Internet and send and receive e-mail messages. As with many Internet Web sites, connection speed via ISPs determines how quickly the site loads and operates. If a standard dial-up modem is being used using a telephone number, speeds may be slower, as it relies on transmitting data over telephone lines at various speeds. Broadband transmissions, as are often used by cable television providers, are generally faster, as are Digital Subscriber Lines (DSLs).

Security of an eNOAD Transaction

The eNOAD application is a secure environment and has been designed to conform to all DHS and USCG Commandant Security instructions. Any transaction made with the NVMC is protected and cannot be viewed by anyone else on the Web.

The eNOAD application has been configured to process requests for access by combining a number of different types of protection mechanisms. They are:

- **Authentication** — Authentication refers to the process of verifying user logon credentials. Sharing logon credentials is not recommended. Contact the NVMC immediately if you believe your logon credentials have been compromised.
- **Authorization** — Authorization has to do with ensuring users have preapproved permission to access the eNOAD application; this is done by the online user registration required before first access. Once obtained, users receive logon credentials. The eNOAD system then authenticates the user's logon credentials upon first logon.
- **Access Control** — Different users have varying levels of access to eNOAD features depending on whether they have a military rank or they represent a vessel or shipping agency. The eNOAD application checks each user's level of permissions before performing the actions they request.

GETTING STARTED

Obtain an Account and Access the Site — Refer to the instructions outlined under [First-Time Users](#).

Gather All the Information — Before starting a NOA/D, ensure all of the information needed is on-hand (refer to the appendices at the end of this document for screenshots and a listing of data elements). The eNOAD application is set up so that if no activity has been recorded on the site within 15 minutes, the session times out, and any unsaved data is lost. Save often, such as during breaks or at regular 5 to 10-minute intervals if a lot of information is being inserted into a single section of the form (the **Save** button is found at the bottom of the page in each section). If it becomes apparent that the NOA/D cannot be completed during one session, enter as much information as possible, and then click the **Save** button. The NOA/D is added to the **Saved Notices** data grid, from where it can be retrieved and completed later (the [eNOAD Notice of Arrival/Departure List](#) section of this document discusses **Saved Notices** further).

Need Help? — If there are any questions regarding the eNOAD application, contact the NVMC at the number listed in the [Contact Information](#) section of this document. Be prepared to answer the following questions when contacting the NVMC for technical support:

- What is the URL you are trying to access?
- What is the error message appearing on the page?
- Is anyone else in your office experiencing the same problem(s)?
- Have any changes been made to your network?
- Which Web browser are you using?
- Can you access any other Web sites (for example, www.google.com)?
- Have you rebooted your modem?
- Have you rebooted your computer?
- Have you cleared the Web browser cache?
- Have you closed the Web browser, and then reopened it?
- Have you tried using another Web browser?
- Can you access the eNOAD application via another device over a different connection?
- Can you take a screenshot of your problems?

Computer Problems — Contact your local administrator if computer or network problems are experienced. The eNOAD application is designed to work optimally with Internet Explorer and the other browsers listed in the [Supported Web Browsers](#) section of this document. The NVMC is not equipped to handle technical support calls for local computer platform/configuration problems.

Provide Missing Information Promptly — If the submitter of a NOA/D receives an **Incomplete Notice** e-mail message from the NVMC, the required information should be provided as quickly as possible. Failure to complete the required information can result in delay or denial of vessel entry into the navigable waters of the United States or to any port or place under the jurisdiction of the United States.

CAUTION 1: If the NOA/D was submitted via the eNOAD application, the missing information must be provided *via the application's update capability.*

CAUTION 2: If the NOA/D was submitted via telephone, fax, or e-mail, the missing information must be provided *via one of these modes of communication.*

The information contained in the NOA/D is vital to homeland security. When this information is not provided, the risk is increased to you and the crewmembers and passengers aboard the vessel.

Contact Information

If there are any questions, the NVMC provides assistance 24 hours per day, 7 days a week, 365 days a year. The NVMC contact information is as follows:

- Web address: <http://www.nvmc.uscg.gov/>
- E-mail address: SANS@nvmc.uscg.gov
- Toll-free telephone number: 1.800.708.9823
- NVMC local telephone number: 304.264.2502
- Toll-free fax number: 1.800.547.8724
- NVMC local fax number: 304.264.2684.

ACCESSING THE ENOAD

The eNOAD application is available via the following methods:

- By accessing the eNOAD home/logon page at <https://enoad.nvmc.uscg.gov>

eNOAD
United States Coast Guard (USCG) & Customs and Border Protection (CBP)
Electronic Notice of Arrival/Departure

eNOAD 3.0.3.5 (Build 5)
Released 26 May 2015
[Not Logged In]

Electronic Notice of Arrival/Departure - eNOAD
Friday, April 24, 2015 10:23

!! WARNING !!

You are accessing a U.S. Government (USG) Information System (IS) that is provided for USG-authorized use only. By using this IS (which includes any device attached to this IS), you consent to the following conditions:

- The USG routinely intercepts and monitors communications on this IS for purposes including, but not limited to, penetration testing, COMSEC monitoring, network operations and defense, personnel misconduct (PM), law enforcement (LE), and counterintelligence (CI) investigations.
- At any time, the USG may inspect and seize data stored on this IS.
- Communications using, or data stored on, this IS are not private, are subject to routine monitoring, interception, and search, and may be disclosed or used for any USG-authorized purpose.
- This IS includes security measures (e.g., authentication and access controls) to protect USG interests—not for your personal benefit or privacy.
- Notwithstanding the above, using this IS does not constitute consent to PM, LE or CI investigative searching or monitoring of the content of privileged communications, or work product, related to personal representation or services by attorneys, psychotherapists, or clergy, and their assistants. Such communications and work product are private and confidential. See User Agreement for details.

User Name:

Password:

Logon

[Create Account](#)
[Forgot Password?](#)

Links:
National Vessel Movement Center
United States Coast Guard
Department of Homeland Security
[Privacy Policy](#)
[User Guide](#)

Contact Us:
Phone: (800)-708-9823 or (304)-264-2502
Fax: (800)-547-8724 or (304)-264-2684
Email: sans@nvmc.uscg.gov

All major browsers are supported. Do not view this page in Compatibility View.
Please have your screen resolution set to 1024x768 or higher.

Copyright © 2013-2015 Department of Homeland Security

Figure 1 eNOAD Logon Dialog Box

- By accessing the USCG NVMC Web site <http://www.nvmc.uscg.gov/>, and then clicking the **Submit NOAD Online** button located in the top-right corner of the page.

United States Coast Guard
National Vessel Movement Center

[Submit NOAD Online](#)

Home News Downloads Regulations FAQ Contact Us Developer Subscribe

eNOAD and NOAD will be unavailable on Tuesday, 28 April 2015, between 03:00 - 08:00 Lcl EST due to scheduled system maintenance. • The Subscribe Tab for NVMC email notices is currently unavailable. If you desire to receive emails from the NVMC regarding critical system issues, schema updates or enhancements, please send your name and email address to techsupport@nvmc.uscg.gov requesting to be added to the NVMC subscriber list.

The National Vessel Movement Center (NVMC) was established by the United States Coast Guard (USCG), in accordance with Title 33 Part 160 of the U.S. Code of Federal Regulations, as a single clearinghouse for submission and processing of notice of arrival and departure (NOAD) information for vessels entering U.S. ports and facilities. The NVMC has functioned continuously since October 2001.

Track your submission with:
NOAD Notice Tracking

Current Alert Levels
MARSEC LEVEL
1 2 3
SIGNIFICANT RISK

NTAS
NO ACTIVE ALERTS
www.DHS.gov/alerts

Recent News

- NOAD Schema 3.5 — 30-day Notice Today
'As part of ongoing efforts to enhance maritime domain awareness, we continue to improve handling of essential data contained within Notices of Arrival and Departure (NOAD). On Tuesday, 26 May 2015, an updated NOAD schema, versioned 3.5'...
[Read More](#)
- 33 CFR 160 Compliance for Schema 3.4 Submitters 4 Days Ago
' The NVMC is scheduled to release on May 26, 2015, schema version 3.5, which will accommodate all new informational items published in the new 33 CFR 160 Final Rule (Vessel Requirements for Notices of Arrival and Departure, and '...
[Read More](#)
- NOAD Schema 3.5 — 60-day Notice 30 Days Ago
'As part of ongoing efforts to enhance maritime domain awareness, we continue to improve handling of essential data contained within Notices of Arrival and Departure (NOAD). On Tuesday, 26 May 2015, an updated NOAD schema, versioned 3.5'...
[Read More](#)
- NOAD Schema 3.5 -- 90-day Notice 2 Months Ago
'As part of ongoing efforts to enhance maritime domain awareness, we continue to improve handling of essential data contained within Notices of Arrival and Departure (NOAD). On Tuesday, 26 May 2015, an updated NOAD schema, versioned'...
[Read More](#)
- Final Rule- Vessel Requirements for Notices of Arrival and Departure, and Automatic Identification System 3 Months Ago
'Consistent with statutory requirements and provisions, the Coast Guard is expanding the applicability of notice of arrival (NOA) and automatic identification system (AIS) requirements. This final rule amends the applicability of no'...
[Read More](#)

National Vessel Movement Center

Email Address:
Questions/Inquiries
sans@nvmc.uscg.gov
XML/Infopath and Excel Submissions
enoad@nvmc.uscg.gov
Technical Support
techsupport@nvmc.uscg.gov

Phone Number:
1-800-708-9823 or 1-304-264-2502

Fax Number:
1-800-547-8724 or 1-304-264-2684

USCG NOA Regulation & Related Questions

Phone Number:
1-202-372-1218

U.S. Customs and Border Protection

Phone Number:
1-877-CBP-5511
[more](#) →

[Disclaimer](#) [Freedom of Information Act \(FOIA\)](#) [Get Software](#) [Links](#)

Figure 2 National Vessel Movement Center Homepage

NOTE: Periodically, check the NVMC Web site for updated eNOAD or Federal regulations information.

FIRST-TIME USERS

Creating a New Account

A user account must be created for a first-time user. To create a new user account, complete the following steps:

1. Click the **Create Account** link located under the **Logon** button on the eNOAD homepage.

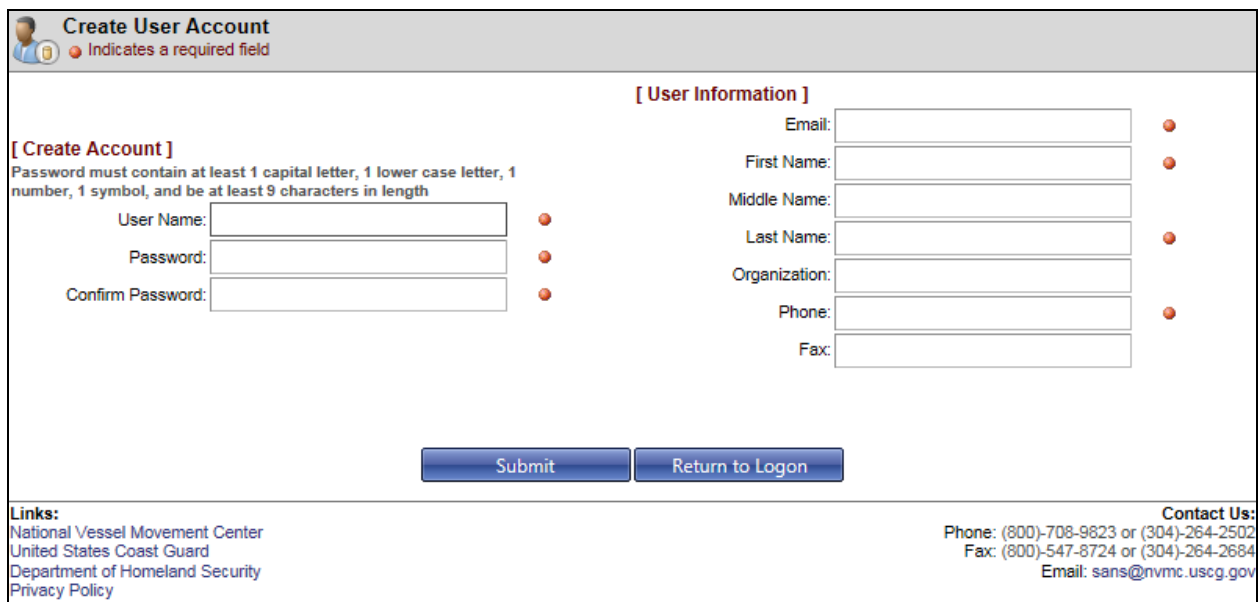
The screenshot shows the eNOAD homepage with the following elements:

- Logos for the U.S. Department of Homeland Security, United States Coast Guard, and Operations Systems Center.
- Title: **Electronic Notice of Arrival/Departure - eNOAD**
- Date/Time: Friday, April 24, 2015 10:45
- Warning: **!! WARNING !!**
- Text: You are accessing a U.S. Government (USG) Information System (IS) that is provided for USG-authorized use only. By using this IS (which includes any device attached to this IS), you consent to the following conditions:
- Conditions list:
 - The USG routinely intercepts and monitors communications on this IS for purposes including, but not limited to, penetration testing, COMSEC monitoring, network operations and defense, personnel misconduct (PM), law enforcement (LE), and counterintelligence (CI) investigations.
 - At any time, the USG may inspect and seize data stored on this IS.
 - Communications using, or data stored on, this IS are not private, are subject to routine monitoring, interception, and search, and may be disclosed or used for any USG-authorized purpose.
 - This IS includes security measures (e.g., authentication and access controls) to protect USG interests—not for your personal benefit or privacy.
 - Notwithstanding the above, using this IS does not constitute consent to PM, LE or CI investigative searching or monitoring of the content of privileged communications, or work product, related to personal representation or services by attorneys, psychotherapists, or clergy, and their assistants. Such communications and work product are private and confidential. See User Agreement for details.
- Form fields: User Name: Password:
- Buttons: Logon, **Create Account** (circled in red), Forgot Password?
- Footer: Links (National Vessel Movement Center, United States Coast Guard, Department of Homeland Security, Privacy Policy, User Guide) and Contact Us (Phone: (800)-708-9823 or (304)-264-2502, Fax: (800)-547-8724 or (304)-264-2684, Email: sans@nvmc.uscg.gov)

Figure 3 eNOAD Create Account Link

The Create User Account dialog box appears.

2. Complete all of the fields in the **Create User Account** dialog box.



Create User Account
Indicates a required field

[Create Account]
Password must contain at least 1 capital letter, 1 lower case letter, 1 number, 1 symbol, and be at least 9 characters in length

User Name: ●
Password: ●
Confirm Password: ●

[User Information]

Email: ●
First Name: ●
Middle Name:
Last Name: ●
Organization:
Phone: ●
Fax:

Links:
National Vessel Movement Center
United States Coast Guard
Department of Homeland Security
Privacy Policy

Contact Us:
Phone: (800)-708-9823 or (304)-264-2502
Fax: (800)-547-8724 or (304)-264-2684
Email: sans@nvmc.uscg.gov

Figure 4 Create User Account Dialog Box

NOTE: Passwords must contain a minimum of nine, to a maximum of 16, characters. Blank spaces are not permitted. Passwords must contain, at a minimum, one uppercase letter, one lowercase letter, one number, and one of the following American Standard Code for Information Interchange (ASCII) characters: @, #, \$, %, ^, &, *, /, !, ?, or +.

3. Click **Submit** when all of the fields on the form have been completed.

NOTE: Text fields accompanied by a red icon are required and must be completed.

When all the fields have been completed and **Submit** has been clicked, an auto-generated e-mail message is sent to the e-mail address provided during account creation. The e-mail message contains an **Activation Link** the user must click to proceed.

4. Click the **Activation Link** provided in the auto-generated e-mail message.

NOTE: If the **Activation Link** in the auto-generated e-mail message does not function correctly, copy the **Activation Link** address, paste it into a Web browser address bar, and then press **ENTER**.

The **Account Activation** page appears in the Web browser.

5. Complete account activation by clicking **Continue**.



Electronic Notice of Arrival/Departure - eNOAD
Saturday, March 24, 2012 11:19

Account Activation
Your eNOAD account has been activated.
Please continue to the eNOAD Logon page.

[Continue](#)

Links:
National Vessel Movement Center
United States Coast Guard
Department of Homeland Security
Privacy Policy

Contact Us:
Phone: (800)-708-9823 or (304)-264-2502
Fax: (800)-547-8724 or (304)-264-2684
Email: sans@nvmc.uscg.gov

Figure 5 eNOAD Account Activation Continue Button

The user account is now active.

6. Proceed with logging on to the application using the **Username** and **Password** specified during account creation.

ENOAD NOTICE OF ARRIVAL/DEPARTURE LIST

The Notice of Arrival/Departure List page appears upon successful logon to the eNOAD application. On this page, the **Previously Submitted Notices** and **Saved Notices** associated with the user account are accessible. Users can sort the records by **Vessel Name**, **Ship ID Number**, **Date Submitted** or **Date Provided**, **Callsign**, **Notice Type** (Arrival or Departure), and **Voyage Type**. Users can also change the number of records displayed on each page by entering a number up to 40 in size in the **Page size** field, and then clicking **Change**.

Notice of Arrival/Departure List
Listed below are previously submitted and saved Notices
"Double-Click" a row in the list below to update/edit the corresponding Notice of Arrival/Departure

Previously Submitted Notices Saved Notices

Reset Grid
Hide Canceled Notices

		Vessel Name	Ship ID Number	Date Submitted	Callsign	Notice Type	Voyage Type	
View	Update	Copy	SAN AMERIGO	9344693	11/17/2020 15:32	A8OK6	Arrival	Foreign to US
View		Copy	SAN AMERIGO	9344693	04/02/2020 14:36	A8OK6	Arrival	Foreign to US

Page: 1 of 1 Go Page size: 2 Change Item 1 to 2 of 2

Add New Notice Import Notice Manage Account User Guide Logoff

Figure 6 eNOAD Notice of Arrival/Departure List Page

Previously Submitted Notices can be viewed in read-only format by clicking the **View** link located in the grid or by double-clicking the **Vessel Name**.

Departure notices and imported notices can be updated by clicking the **Update** link or by double-clicking the **Vessel Name**.

***NOTE:** Arrival notices, once they have been submitted, cannot be updated.*

Both arrival and departure notices can be copied by clicking the **Copy** link.

Saved notices are accessible by clicking the **Saved Notices** tab.

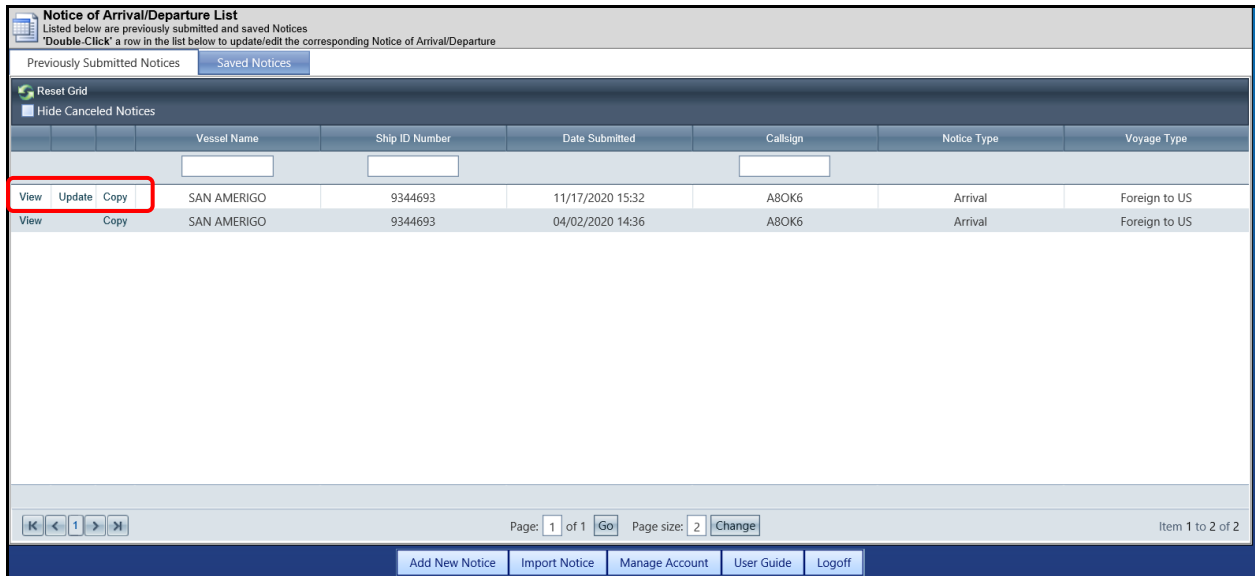


Figure 7 Previously Submitted Notices View, Update, and Copy Links

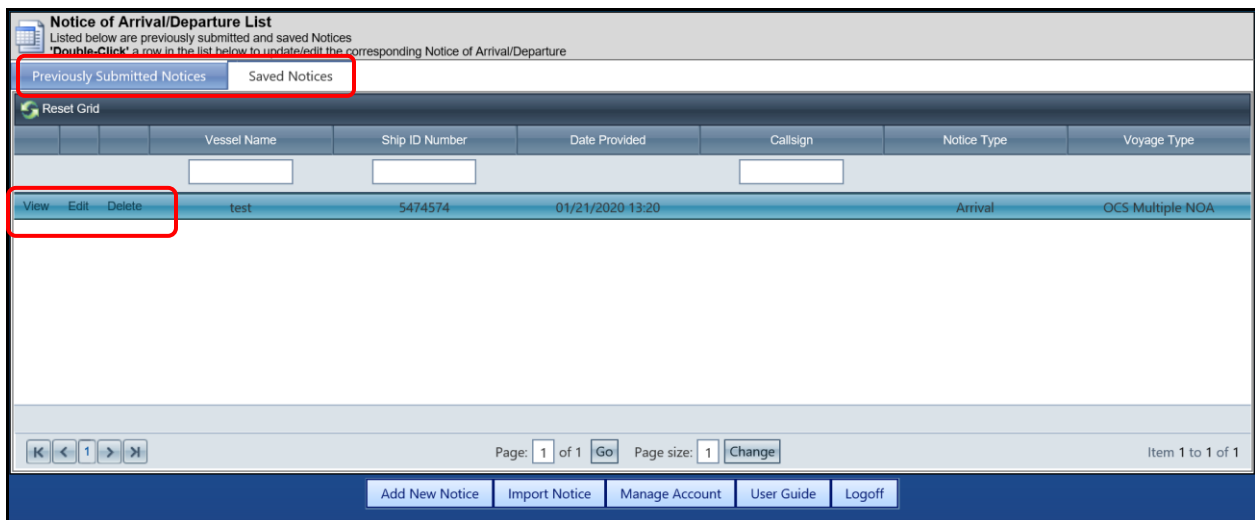


Figure 8 Saved Notices Tab With View, Edit, and Delete Links

Saved Notices can be viewed in read-only format by clicking the **View** link located in the grid, edited by either clicking the **Edit** link or double-clicking the **Vessel Name**, or deleted by clicking the **Delete** link.

Buttons on the bottom of the **Notice of Arrival/Departure List** page provide the following options:

- Adding a new notice by clicking **Add New Notice**
- Validating and/or importing a notice by clicking **Import Notice** in the popup menu that appears
- Managing the user account by clicking **Manage Account**

- Accessing the *eNOAD User Guide* and *Release Notes* by pointing the cursor to **User Guide** and then clicking the appropriate file in the popup menu that appears (clicking the **User Guide** button also opens the *eNOAD User Guide*)
- Logging off the application by clicking **Logoff**.

NOTE: *Users with administrative privileges to the eNOAD application also have access to an **Admin Tools** button and functions.*

INPUTTING NOTICES OF ARRIVAL AND/OR DEPARTURE

Data for a new NOA/D may be entered at any time, in part or in whole, during an active eNOAD session, and then resumed at another time. NOA/Ds can be entered in one of five (5) ways:

- Adding a new notice by clicking **Add Notice** at the bottom of the page or by pointing the cursor to the **Add Notice** button and then clicking **Add New Notice** in the popup menu that appears
- Importing a conforming XLS or XML file by pointing the cursor to the **Add Notice** button and then clicking **Import Notice** in the popup menu that appears

NOTE: Conforming XLS Workbooks can be downloaded from the **Downloads** tab on the NVMC Web site (<https://www.nvmc.uscg.gov>).

- Updating an existing notice by clicking **Update** in the **Previously Submitted Notices** grid
- Copying an existing notice by clicking **Copy** in the **Previously Submitted Notices** grid
- Editing a saved notice by clicking **Edit** in the **Saved Notices** grid.

The **Vessel Details** page and a navigation menu on the left-hand side of the page appear once an editing session has been initiated by any of the methods listed previously.

The screenshot shows the 'Vessel Details' page. On the left is a navigation menu with 'Vessel Details' highlighted. The main content area is titled 'Vessel Details' and contains three sections: 'Vessel / Facility Details', 'Document of Compliance Certificate', and 'Safety Management Certificate'. Each section contains various input fields, many with red dots indicating required fields. At the bottom are 'Save', 'Clear Form', and 'Cancel Edit' buttons.

Figure 9 Vessel Details Page and Navigation Menu

The following information pertaining to the notice may now be entered:

- **Vessel Details**
- **Reporting Party**
- **Arrival/Departure Port**
- **Crew and Passengers**
- **Cargo**
- **Previous Ports**
- **Security.**

Information may be entered and saved on any page. It is highly recommended that entries begin with the **Vessel Details** page and then progress downward through the navigation menu.

For further data information, refer to [Appendix A, eNOAD Screenshots](#), and [Appendix B, eNOAD Data Elements Listing by Screen](#).

SUBMITTING A NOTICE OF ARRIVAL AND/OR DEPARTURE

Red icons located in the navigation menu indicate that the corresponding section is incomplete and requires attention. Red menu icons change to green checkmarks when a section has been correctly completed and saved. All text fields and drop-down menus accompanied by a red icon are required fields and must be completed before the **Submit NOAD** button becomes active. Required fields may change throughout the application, depending on the information provided. Red icons may appear next to, and disappear from, text boxes and drop-down menus accordingly. The **Submit NOAD** button becomes active once all menu icons have changed to green checkmarks, indicating a completed and saved notice that is ready for submission.

The screenshot displays the 'Security' form for a ship named 'test' with ID number 1234567. The navigation menu on the left shows all sections completed with green checkmarks. The 'Submit NOAD' button is highlighted in red. The main form area is divided into three sections: [International Ship Security Certificate], [Company Security Officer 24-Hour Contact Information], and [Additional Information]. The International Ship Security Certificate section includes fields for ISSC Type (Coast Guard Approved VSP), Reason Interim ISSC Issued ([None Selected]), Security Organization/Flag Administration (BAHAMAS), and Issue Date. The Company Security Officer 24-Hour Contact Information section includes fields for CSO Name (test), CSO Phone, CSO Email, and CSO Fax. The Additional Information section includes fields for Vessel Security Plan ([None Selected]), Vessel Response Plan Provided (checkbox), VRP Number, VRP Type ([None Selected]), and INA Section 258 Exemption ([None Selected]). A red icon is present next to the 'At least one crew member will be performing Longshore work while vessel is in the United States (8 U.S.C. Secs 1288):' field. A message at the bottom of the form states 'Security Information has been saved.' and there are buttons for Save, Clear Form, and Cancel Edit.

Figure 10 Completed Notice Ready for Submission

Users are redirected to the **Notice of Arrival/Departure List** page (see [Figure 6](#)) once the **Submit NOAD** button has been clicked and the popup window has been acknowledged.

NOTE 1: Users desiring to print a copy of the NOA/D can click the **Printable Version** button below the navigation menu on the left side of the page to generate a printable NOA/D report.

NOTE 2: Clicking the **Submission Receipts** button below the navigation menu on the left side of the page opens the **Submission Receipts List** page, which allows users to view NOA/D submission receipt records and details.

Important Information for U.S. to U.S. Departures/Arrivals

Submitting a U.S. to U.S. departure notice does not constitute the submission of a U.S. to U.S. arrival notice. A U.S. to U.S. arrival notice must be submitted regardless of U.S. to U.S. departure notice submission.

WHAT HAPPENS NEXT?

Once the NOA/D has been submitted, the content is electronically and automatically sent to the NVMC, where the information is reviewed and validated. An e-mail message is sent to the Reporting Party and 24-Hour Point of Contact acknowledging the NVMC has received the notice. This message is not an indication that the file has been processed yet. An additional e-mail message is sent to the Reporting Party and the 24-Hour Point of Contact once the notice has been validated and saved by the watch personnel at the NVMC.

***NOTE:** The e-mail addresses for these messages are derived from the **Email** field on the Reporting Party entry page and the **POC Email** field on the Arrival/Departure Port entry page. Both fields must contain a valid e-mail address to receive confirmation e-mail messages.*

WARNING: If a confirmation e-mail message is not received within two (2) hours of submitting the NOA/D, contact the NVMC via telephone at the number listed in the [Contact Information](#) section of this document to confirm the notice has been received.

If NVMC e-mail messages are not being received, it is possible a spam filter or junk filter is preventing the NVMC messages from appearing in the user's e-mail inbox. Several major e-mail providers, such as Hotmail, MSN, AOL, and Google, have built-in spam-blocking features, which intercept, and in many cases, delete, messages, even when the correct e-mail address is being used.

If assistance is needed with this particular issue, contact the e-mail provider for the steps necessary to ensure spam and junk filters allow NVMC e-mail to come through. NVMC representatives cannot be expected to give direction regarding this issue due to the wide variety of e-mail providers and spam/junk mail options. Ensure the following e-mail address has been added to the "safe senders" list and/or "Contact list" to better ensure NVMC e-mail messages are received: SANS@nvmc.uscg.gov.

Another e-mail message is sent, indicating the NOA/D submission has been processed. The e-mail message text contains the type of notice submitted, a date, a timestamp confirming when the NOA/D was received by the NVMC, and limited information about the vessel. Depending on the type of e-mail message sent, it can also contain a note stating additional information is required. The two types of e-mail messages sent are **Receipt of Notice** and **Incomplete Notice**.

***NOTE:** The data contained in the NOA/D is also forwarded to CBP, but CBP does not send a confirmation e-mail message.*

Receipt of Notice

A **Receipt of Notice** e-mail message is sent if the NOA/D has been completed correctly. No further action is required if this type of e-mail message is received.

Receipt of Notice When Leading/Trailing Carriage Return/Space Is Detected

Occasionally a leading or trailing carriage return or space will be in the submitter's e-mail address. This should be avoided. If this happens, a **Receipt of Notice** e-mail message is sent to the submitter so the problem can be corrected. *A resubmission is not required, but the saved eNOAD should be updated by the submitter to prevent the problem from occurring again.*

Incomplete Notice

An **Incomplete Notice** e-mail message is sent if information is missing from the NOA/D. This message contains information in the **Additional Comments** section regarding which data is needed to complete the NOA/D, along with the information contained in the **Receipt of Notice** e-mail message. The missing data must be provided as soon as possible to ensure the vessel is not delayed or denied entry into a port.

TROUBLESHOOTING

Time-Out Length

If no activity has taken place on an eNOAD application session within a 15-minute time period, the application session times out. Once the session times out, users must log on to the application again. Activity in this case is defined as any action posted back to the server, such as selecting an item from a dropdown list, reloading a page, or entering information in a field. The only data “lost” is the information in a section that had not been saved.

APPENDIX A
ENOAD SCREENSHOTS



Figure A-1 Logon Dialog Box

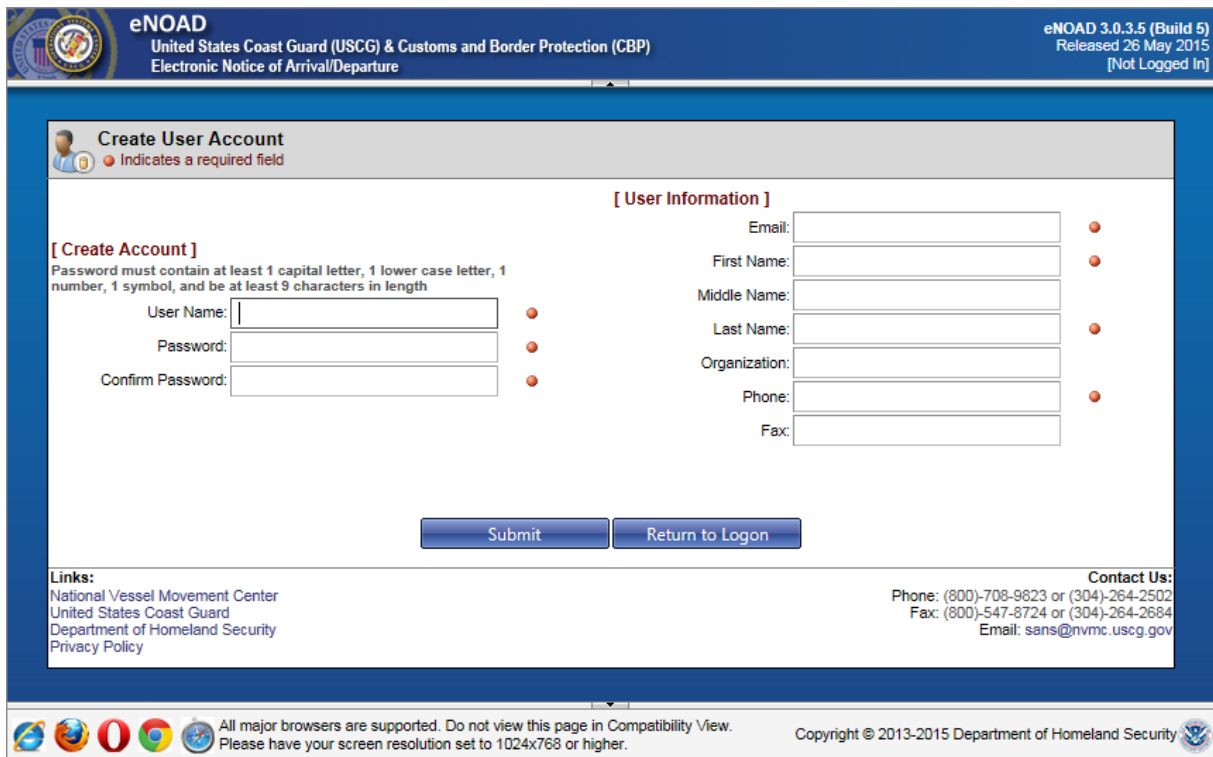


Figure A-2 Create User Account Dialog Box



Figure A-3 Forgot Logon Password Dialog Box

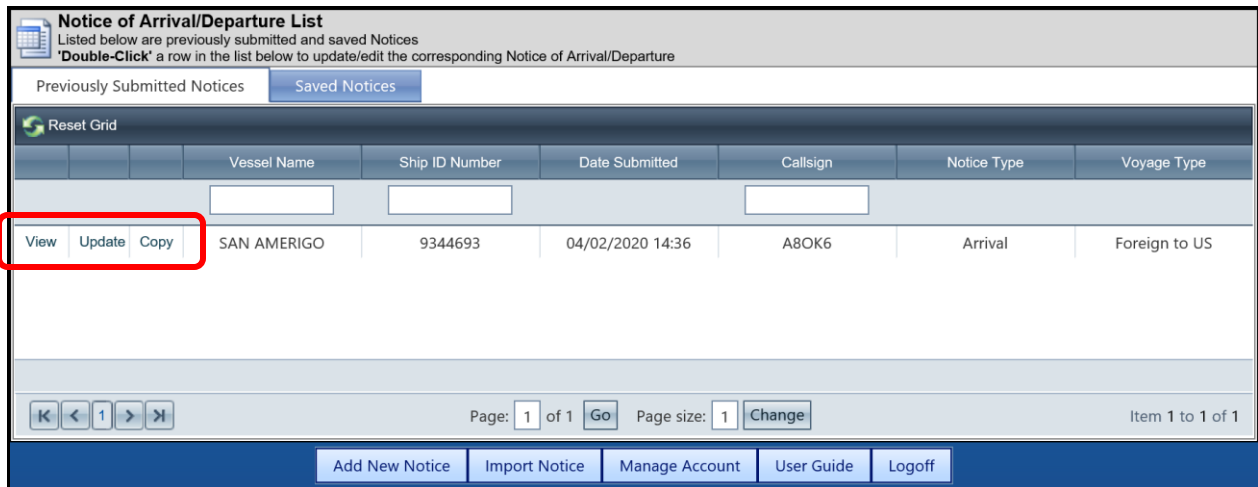


Figure A-4 Notice of Arrival/Departure List — Previously Submitted Notices

Notice of Arrival/Departure List
Listed below are previously submitted and saved Notices
'Double-Click' a row in the list below to update/edit the corresponding Notice of Arrival/Departure

Previously Submitted Notices Saved Notices

Reset Grid

	Vessel Name	Ship ID Number	Date Provided	Callsign	Notice Type	Voyage Type
View Edit Delete	test	5474574	01/21/2020 13:20		Arrival	OCS Multiple NOA

Page: 1 of 1 Go Page size: 1 Change Item 1 to 1 of 1

Add New Notice Import Notice Manage Account User Guide Logoff

Figure A-5 Notice of Arrival/Departure List — Saved Notices

Vessel Details
Ship Name: test / ID Number: 1234567
● Indicates a required field

[Vessel / Facility Details]

Vessel OCS Floating Facility / MODU

Flag: BRUNEI DARUSSALAM - BN ●

Ship Name: test ● Vessel Charterer: test ●

Call Sign: test ● Class Society: Belize Register Corporation ●

MMSI Number: 789456123 ● Vessel Class: [None Selected]

ID Type: Official Number ● Vessel Type: [None Selected]

ID Number: 1234567 ● Vessel Sub-Type: [None Selected]

Owner: TEST ● Operational Condition of Equipment: Operational ●

Operator: TEST ●

COFR Operator: OCE Discrepancies:

Less Than 300 GT: ● Vessel Tonnage (ITC Preferred):

[Document of Compliance Certificate] **[Safety Management Certificate]**

Agency: [None Selected] Agency: [None Selected]

Issue Date: Issue Date:

Expiration Date: Expiration Date:

Save Clear Form Cancel Edit

● Indicates that the minimum information requirements have not been met. However, please check each section thoroughly. Many submitters will need to complete more sections based on the regulatory requirements affecting the particular vessel/voyage.

Figure A-6 Vessel Details Page

<ul style="list-style-type: none"> ✓ Vessel Details ✓ Reporting Party ✓ Arrival/Departure Port ✓ Crew ✓ Passengers ✓ Cargo ✓ Previous Ports ✓ Security <hr/> <p>Submit NOAD</p> <p>Printable Version</p> <p>Submission Receipts</p> <p>Cancel NOAD</p> <hr/> <p>Return to Notice List</p> <p>Logoff</p> <hr/> <p>● Indicates that the minimum information requirements have not been met. However, please check each section thoroughly. Many submitters will need to complete more sections based on the regulatory requirements affecting the particular vessel/voyage.</p>	<div style="border: 1px solid gray; padding: 5px;"> <p>Reporting Party Ship Name: test / ID Number: 1234567 ● Indicates a required field</p> </div> <div style="border: 1px solid gray; padding: 5px;"> <p>[Contact Information]</p> <p>Name: test ●</p> <p>Organization/Company: <input type="text" value=""/></p> <p>Email: test@uscg.mil ●</p> <p>Phone Number: <input type="text" value=""/></p> <p>Fax Number: <input type="text" value=""/></p> </div> <div style="border: 1px solid gray; padding: 5px;"> <p>[Vessel Location] Either Latitude/Longitude or Location Description is required.</p> <p>Latitude: ? 00° 00' 00" <input type="text" value=""/></p> <p>Longitude: ? 000° 00' 00" <input type="text" value=""/></p> <p>Location Description: test ●</p> </div> <div style="border: 1px solid gray; padding: 5px;"> <p>[Submission Comments] 500 character maximum.</p> <p>test</p> </div> <p style="text-align: center;"> <input type="button" value="Save"/> <input type="button" value="Clear Form"/> <input type="button" value="Cancel Edit"/> </p>
--	--

Figure A-7 Reporting Party Page

<ul style="list-style-type: none"> ✓ Vessel Details ✓ Reporting Party ✓ Arrival/Departure Port ✓ Crew ✓ Passengers ✓ Cargo ✓ Previous Ports ✓ Security <hr/> <p>Submit NOAD</p> <p>Printable Version</p> <p>Submission Receipts</p> <p>Cancel NOAD</p> <hr/> <p>Return to Notice List</p> <p>Logoff</p> <hr/> <p>● Indicates that the minimum information requirements have not been met. However, please check each section thoroughly. Many submitters will need to complete more sections based on the regulatory requirements affecting the particular vessel/voyage.</p>	<div style="border: 1px solid gray; padding: 5px;"> <p>Arrival Port Ship Name: test / ID Number: 1234567 ● Indicates a required field</p> </div> <div style="border: 1px solid gray; padding: 5px;"> <p>[Voyage Information]</p> <p>Notice Type: Arrival <input type="text" value=""/> ●</p> <p>Voyage Type: Foreign to US <input type="text" value=""/> ●</p> <p>Voyage Number: <input type="text" value=""/></p> <p>Closed Loop Voyage: <input type="checkbox"/></p> </div> <div style="border: 1px solid gray; padding: 5px;"> <p>[24-Hour Point of Contact Information]</p> <p>POC Name: test ●</p> <p>POC Company: <input type="text" value=""/></p> <p>POC Email: <input type="text" value=""/></p> <p>POC 24-Hour Phone: 304-528-6123 ●</p> <p>POC Fax: <input type="text" value=""/></p> </div> <div style="border: 1px solid gray; padding: 5px;"> <p>[Arrival Information]</p> <p>City: test ●</p> <p>State: Arkansas <input type="text" value=""/> ●</p> <p>Arrival Port (or nearest): Camden <input type="text" value=""/> ●</p> <p>Place/Anchorage: <input type="text" value=""/></p> <p>Receiving Facility: test ●</p> <p>Arrival Date/Time: 8/4/2021 00:00 <input type="text" value=""/> <input type="button" value="Calendar"/> <input type="button" value="Clock"/> ●</p> <p>Departure Date/Time: 8/20/2021 00:00 <input type="text" value=""/> <input type="button" value="Calendar"/> <input type="button" value="Clock"/> ●</p> <p>Less Than 24 Hr Voyage: <input type="checkbox"/> ●</p> </div> <div style="border: 1px solid gray; padding: 5px;"> <p>[Last Port of Call Information] LPOC Port or LPOC Place is required.</p> <p>Country: UNITED STATES <input type="text" value=""/> ●</p> <p>State: Arkansas <input type="text" value=""/> ●</p> <p>Port: Fort Smith <input type="text" value=""/> ●</p> <p>Place: <input type="text" value=""/></p> <p>Arrival Date: 7/25/2021 <input type="text" value=""/> <input type="button" value="Calendar"/> ●</p> <p>Departure Date: 7/27/2021 <input type="text" value=""/> <input type="button" value="Calendar"/> ●</p> </div> <p style="text-align: center;"> <input type="button" value="Save"/> <input type="button" value="Clear Form"/> <input type="button" value="Cancel Edit"/> </p>
--	--

Figure A-8 Arrival Port Page

<ul style="list-style-type: none"> ✓ Vessel Details ✓ Reporting Party ✓ Arrival/Departure Port ✓ Crew ✓ Passengers ✓ Cargo ✓ Previous Ports ✓ Security <hr/> <p>Submit NOAD</p> <p>Printable Version</p> <p>Submission Receipts</p> <p>Cancel NOAD</p> <hr/> <p>Return to Notice List</p> <p>Logoff</p> <hr/> <p>● Indicates that the minimum information requirements have not been met. However, please check each section thoroughly. Many submitters will need to complete more sections based on the regulatory requirements affecting the particular vessel/voyage.</p>	<div style="border: 1px solid blue; padding: 5px;"> <div style="background-color: #e0e0e0; padding: 2px;"> <p>Arrival Port Ship Name: test / ID Number: 1234567 ● Indicates a required field</p> </div> <div style="padding: 5px;"> <div style="display: flex; justify-content: space-between;"> <div style="width: 48%;"> <p>[Voyage Information]</p> <p>Notice Type: <input type="text" value="Arrival"/> ●</p> <p>Voyage Type: <input type="text" value="OCS to OCS"/> ●</p> <p>Voyage Number: <input type="text"/></p> <p>Closed Loop Voyage: <input type="checkbox"/></p> </div> <div style="width: 48%;"> <p>[24-Hour Point of Contact Information]</p> <p>POC Name: <input type="text" value="test"/></p> <p>POC Company: <input type="text"/></p> <p>POC Email: <input type="text"/></p> <p>POC 24-Hour Phone: <input type="text" value="304-528-6123"/></p> <p>POC Fax: <input type="text"/></p> </div> </div> <div style="display: flex; justify-content: space-between; margin-top: 10px;"> <div style="width: 48%;"> <p>[Arrival Information]</p> <p>City: <input type="text" value="test"/></p> <p>State: <input type="text" value="Arkansas"/></p> <p>Arrival Port (or nearest): <input type="text" value="Camden"/></p> <p>Place/Anchorage: <input type="text"/></p> <p>Receiving Facility: <input type="text" value="test"/></p> <p>Arrival Date/Time: <input type="text" value="8/4/2021 00:00"/> <input type="button" value="Calendar"/> <input type="button" value="Clock"/> ●</p> <p>Departure Date/Time: <input type="text" value="8/20/2021 00:00"/> <input type="button" value="Calendar"/> <input type="button" value="Clock"/> ●</p> <p>Less Than 24 Hr Voyage: <input type="checkbox"/> ●</p> </div> <div style="width: 48%;"> <p>[Last Port of Call Information] LPOC Port or LPOC Place is required.</p> <p>Country: <input type="text" value="UNITED STATES"/> ●</p> <p>State: <input type="text" value="Arkansas"/> ●</p> <p>Port: <input type="text" value="Fort Smith"/> ●</p> <p>Place: <input type="text"/></p> <p>Arrival Date: <input type="text" value="7/25/2021"/> <input type="button" value="Calendar"/> ●</p> <p>Departure Date: <input type="text" value="7/27/2021"/> <input type="button" value="Calendar"/> ●</p> </div> </div> <div style="margin-top: 10px;"> <p>[Outer Continental Shelf Information]</p> <p>Map Area: <input type="text" value="[None Selected]"/> ●</p> <p>Block Number: <input type="text"/> ●</p> <p>Lease Number: <input type="text"/> ●</p> <p>OPS Start Date: <input type="text"/> <input type="button" value="Calendar"/> ●</p> <p>OPS End Date: <input type="text"/> <input type="button" value="Calendar"/> ●</p> </div> <div style="text-align: center; margin-top: 10px;"> <input type="button" value="Save"/> <input type="button" value="Clear Form"/> <input type="button" value="Cancel Edit"/> </div> </div> </div>
--	---

Figure A-9 Arrival Port Involving OCS Page

- Vessel Details
- Reporting Party
- Arrival/Departure Port
- Crew
- Passengers
- Cargo
- Previous Ports
- Security

Submit NOAD

Printable Version

Submission Receipts

Cancel NOAD

Return to Notice List

Logoff

● Indicates that the minimum information requirements have not been met. However, please check each section thoroughly. Many submitters will need to complete more sections based on the regulatory requirements affecting the particular vessel/voyage.

Departure Port
Ship Name: test / ID Number: 1234567
● Indicates a required field

[Voyage Information]

Notice Type: ●

Voyage Type: ●

Voyage Number: ●

Closed Loop Voyage:

[24-Hour Point of Contact Information]

POC Name:

POC Company:

POC Email:

POC 24-Hour Phone:

POC Fax:

[Departure Information]

City: ●

State: ●

Departure Port (or nearest): ●

Departure Date/Time: ●

[Next Port of Call Information]

Either NPOC Port or NPOC Place is required.

Country: ●

State: ●

Port: ●

Place: ●

Arrival Date/Time: ●

Figure A-10 Departure Port Page

- Vessel Details
- Reporting Party
- Arrival/Departure Port
- Crew
- Passengers
- Cargo
- Previous Ports
- Security

Submit NOAD

Printable Version

Submission Receipts

Cancel NOAD

Return to Notice List

Logoff

● Indicates that the minimum information requirements have not been met. However, please check each section thoroughly. Many submitters will need to complete more sections based on the regulatory requirements affecting the particular vessel/voyage.

Crew List
Ship Name: test / ID Number: 1234567
Click "Add New Crew Member" under the grid to add a new crew entry

Delete Selected Crew Members Reset Grid Export to Excel

	Valid	Last Name	First Name	Middle Name	Date of Birth	Position
<input type="checkbox"/>	<input checked="" type="checkbox"/>	test	test		07/26/1974	Ballast Control Tech

Figure A-11 Crew List Page

- Vessel Details
- Reporting Party
- Arrival/Departure Port
- Crew
- Passengers
- Cargo
- Previous Ports
- Security

Submit NOAD

Printable Version

Submission Receipts

Cancel NOAD

Return to Notice List

Logoff

Indicates that the minimum information requirements have not been met. However, please check each section thoroughly. Many submitters will need to complete more sections based on the regulatory requirements affecting the particular vessel/voyage.

Crew Member Information
● Indicates a required field

[Crew Member Information]

Last Name: ●

First Name: ●

Middle Name:

Position: ●

Nationality: ●

Country of Residence: ●

Date of Birth: ●

Gender: Male Female

[Identification Information]

ID Type: ●

ID Number: ●

Issue Country: ●

Expiration Date:

[Embark Information]

Either Embark Port or Embark Place is required.

Embark Country: ●

Embark State: ●

Embark Port: ●

Embark Place: ●

Embark Date: ●

[Debark Information]

Debark Country: ●

Debark State: ●

Debark Port: ●

Debark Place:

Debark Date:

[Additional Information]

Cabin Number:

Primary Contact Phone:

Secondary Contact Phone:

Visa Status: ●

Visa Foil Number:

Visa Control Number:

Crew Member is performing Longshore work while vessel is in the United States: ●

[Address Information]

US Address Street:

US Address City:

US Address State: ●

US Address Zipcode:

Figure A-12 Crew Member Information Page

- Vessel Details
- Reporting Party
- Arrival/Departure Port
- Crew
- Passengers
- Cargo
- Previous Ports
- Security

Submit NOAD

Printable Version

Submission Receipts

Cancel NOAD

Return to Notice List

Logoff

Indicates that the minimum information requirements have not been met. However, please check each section thoroughly. Many submitters will need to complete more sections based on the regulatory requirements affecting the particular vessel/voyage.

Passenger List
Ship Name: test / ID Number: 1234567
Click: "Add New Passenger" under the grid to add a new passenger entry

✖ Delete Selected Passengers
↺ Reset Grid
📄 Export to Excel

	Valid	Last Name	First Name	Middle Name	Date of Birth

No records to display.

Figure A-13 Passenger List Page

- Vessel Details
- Reporting Party
- Arrival/Departure Port
- Crew
- Passengers
- Cargo
- Previous Ports
- Security

Submit NOAD

Printable Version

Submission Receipts

Cancel NOAD

Return to Notice List

Logoff

Indicates that the minimum information requirements have not been met. However, please check each section thoroughly. Many submitters will need to complete more sections based on the regulatory requirements affecting the particular vessel/voyage.

Passenger Information

● Indicates a required field

[Passenger Details Information]

Last Name: ●

First Name: ●

Middle Name:

Record Locator Number:

Nationality: ●

Country of Residence: ●

Date of Birth: ●

Gender: Male Female

[Primary Identification Information]

ID Type: ●

ID Number: ●

Issue Country: ●

Expiration Date:

[Embark Information]

Either Embark Port or Embark Place is required.

Embark Country: ●

Embark State: ●

Embark Port: ●

Embark Place: ●

Embark Date: ●

[Secondary Identification Information]

ID Type: ●

ID Number:

Issue Country: ●

Expiration Date:

[Additional Information]

Cabin Number:

Primary Contact Phone:

Secondary Contact Phone:

[Debarb Information]

Debarb Country: ●

Debarb State: ●

Debarb Port: ●

Debarb Place: ●

Debarb Date: ●

[Address Information]

US Address Street:

US Address City:

US Address State: ●

US Address Zipcode:

Figure A-14 Passenger Information Page

<ul style="list-style-type: none"> ✓ Vessel Details ✓ Reporting Party ✓ Arrival/Departure Port ✓ Crew ✓ Passengers ✓ Cargo ✓ Previous Ports ✓ Security <hr/> <p>Submit NOAD</p> <p>Printable Version</p> <p>Submission Receipts</p> <p>Cancel NOAD</p> <hr/> <p>Return to Notice List</p> <p>Logoff</p> <hr/> <p>● Indicates that the minimum information requirements have not been met. However, please check each section thoroughly. Many submitters will need to complete more sections based on the regulatory requirements affecting the particular vessel/voyage.</p>	<div style="border: 1px solid #ccc; padding: 5px;"> <p>Cargo</p> <p>Ship Name: test / ID Number: 1234567</p> <p>● Indicates a required field</p> <p style="color: red; font-size: small;">It is recommended to first complete the Vessel Details and Arrival/Departure Port pages due to varying required fields.</p> </div> <div style="border: 1px solid #ccc; padding: 10px; margin-top: 5px;"> <p style="text-align: center; color: red; font-weight: bold;">[Cargo Information]</p> <p>In Ballast: <input type="checkbox"/></p> <p>General Cargo Description: ●</p> <div style="border: 1px solid #ccc; padding: 5px; min-height: 80px;"> <p>test</p> </div> <p style="font-size: x-small; color: gray;">If CDC record(s) have been previously entered and saved, and the Certain Dangerous Cargo (CDC) on Board checkbox is later unselected, clicking the Save button will delete all previously entered CDC record(s).</p> <p>Certain Dangerous Cargo (CDC) on Board: <input type="checkbox"/></p> <div style="text-align: right; margin-top: 10px;"> <input type="button" value="Save"/> <input type="button" value="Clear Form"/> <input type="button" value="Cancel Edit"/> </div> </div>
---	---

Figure A-15 Cargo Page

<ul style="list-style-type: none"> ✓ Vessel Details ✓ Reporting Party ✓ Arrival/Departure Port ✓ Crew ✓ Passengers ✓ Cargo ✓ Previous Ports ✓ Security <hr/> <p>Submit NOAD</p> <p>Printable Version</p> <p>Submission Receipts</p> <p>Cancel NOAD</p> <hr/> <p>Return to Notice List</p> <p>Logoff</p> <hr/> <p>● Indicates that the minimum information requirements have not been met. However, please check each section thoroughly. Many submitters will need to complete more sections based on the regulatory requirements affecting the particular vessel/voyage.</p>	<div style="border: 1px solid #ccc; padding: 5px;"> <p> Certain Dangerous Cargo Information</p> <p>● Indicates a required field</p> </div> <div style="border: 1px solid #ccc; padding: 10px; margin-top: 5px;"> <p style="text-align: center; color: red; font-weight: bold;">[Certain Dangerous Cargo Information]</p> <p>UN Number - Proper Shipping Name: [No UN_Number Selection] ●</p> <p>Amount: <input type="text"/> <input type="text"/> ●</p> <p>Destination Country: [None Selected]</p> <p>Destination State: [None Selected]</p> <p>Destination Port: [None Selected]</p> <p>Destination Place: <input type="text"/></p> <div style="text-align: right; margin-top: 10px;"> <input type="button" value="Save"/> <input type="button" value="Clear Form"/> <input type="button" value="Return to CDC List"/> </div> </div>
---	---

Figure A-16 Certain Dangerous Cargo Information

Previous Ports List
 Ship Name: test / ID Number: 1234567
 Click 'Add New Previous Port' under the grid to add a new port entry. A maximum of five Previous Ports are allowed.
Warning - The vessel's last five ports are required. However, new builds without five previous ports are exempt.

Valid	Port	Country	Arrival Date	Departure Date
No records to display.				

Page: 1 of 1 | Page size: 40 | Change

Item 0 to 0 of 0

Save | Add New Previous Port

Figure A-17 Previous Ports List Page

Previous Port Information
 Indicates a required field

[Previous Port Information]
 Either Port or Place is required.

Country: [None Selected] [Red dot]
 Port: [None Selected] [Red dot]
 Place: [Red dot]
 Arrival Date: [Red dot]
 Departure Date: [Red dot]

Save | Clear Form | Return to Previous Ports List

Indicates that the minimum information requirements have not been met. However, please check each section thoroughly. Many submitters will need to complete more sections based on the regulatory requirements affecting the particular vessel/voyage.

Figure A-18 Previous Port Information Page

- Vessel Details
- Reporting Party
- Arrival/Departure Port
- Crew
- Passengers
- Cargo
- Previous Ports
- Security

Submit NOAD

Printable Version

Submission Receipts

Cancel NOAD

Return to Notice List

Logoff

Indicates that the minimum information requirements have not been met. However, please check each section thoroughly. Many submitters will need to complete more sections based on the regulatory requirements affecting the particular vessel/voyage.

Security
Ship Name: test / ID Number: 1234567
 Indicates a required field
It is recommended to first complete the Vessel Details and Arrival/Departure Port pages due to varying required fields.

[International Ship Security Certificate]

ISSC Type:

Reason Interim ISSC Issued:

Security Organization/
Flag Administration:

Issue Date:

[Company Security Officer 24-Hour Contact Information]

CSO Name:

CSO Phone:

CSO Email:

CSO Fax:

[Additional Information]

Vessel Security Plan:

At least one crew member is qualified to meet the Cruise Vessel Safety and Security Act (46 U.S.C. Secs 3508):

Vessel Response Plan Provided:

VRP Number:

VRP Type:

At least one crew member will be performing Longshore work while vessel is in the United States (8 U.S.C. Secs 1288):

INA Section 258 Exemption:

Security Information has been saved.

Figure A-19 Security Page

eNOAD
United States Coast Guard (USCG) & Customs and Border Protection (CBP)
Electronic Notice of Arrival/Departure

eNOAD 3.0.3.5 (Build 5)
Released 26 May 2015

Manage User Account
 Indicates a required field

[Change Password]

To change your password, you must enter your old password as well as your new one. New password must contain at least 1 capital letter, 1 lower case letter, 1 number, 1 symbol, and be at least 9 characters in length

User Name:

Current Password:

New Password:

Confirm New Password:

[User Information]

Email:

First Name:

Middle Name:

Last Name:

Organization:

Phone:

Fax:

All major browsers are supported. Do not view this page in Compatibility View. Please have your screen resolution set to 1024x768 or higher.

Copyright © 2013-2015 Department of Homeland Security

Figure A-20 Manage User Account Page

APPENDIX B
ENOAD DATA ELEMENTS LISTING BY SCREEN

Table B-1 eNOAD Data Elements Listing by Screen

<p align="center">Screen (With Links to Screenshots)</p>	<p align="center">Data Elements (Data Requirements May Vary Depending on Voyage/Vessel Types)</p>
<p>Logon</p>	<ul style="list-style-type: none"> • User Name • Password
<p>Create User Account</p>	<ul style="list-style-type: none"> • Create Account <ul style="list-style-type: none"> – User Name – Password • User Information <ul style="list-style-type: none"> – E-mail – First Name – Middle Name – Last Name – Organization – Phone Number – Fax Number
<p>Forgot Logon Password</p>	<ul style="list-style-type: none"> • User Name
<p>Notice of Arrival/Departure List — Previously Submitted Notices</p>	<p><i>(For Column Sorting/Search Boxes)</i></p> <ul style="list-style-type: none"> • Vessel Name • Ship Identification (ID) Number • Call Sign
<p>Notice of Arrival/Departure List — Saved Notices</p>	<p><i>(For Column Sorting/Search Boxes)</i></p> <ul style="list-style-type: none"> • <i>(Same as in Notice of Arrival/Departure List — Previously Submitted Notices above)</i>

<p align="center">Screen (With Links to Screenshots)</p>	<p align="center">Data Elements (Data Requirements May Vary Depending on Voyage/Vessel Types)</p>
<p>Vessel Details</p>	<ul style="list-style-type: none"> • Vessel/Facility Details <ul style="list-style-type: none"> – Ship Name – Call Sign – MMSI Number – ID Type – ID Number – Owner – Operator – COFR Operator – Less Than 300 GT – Flag – Vessel Charterer – Class Society – Vessel Class – Vessel Type – Vessel Sub-Type – Operational Condition of Equipment – OCE Discrepancies – Vessel Tonnage (ITC Preferred) • Document of Compliance Certificate <ul style="list-style-type: none"> – Agency – Issue Date – Expiration Date • Safety Management Certificate <ul style="list-style-type: none"> – Agency – Issue Date – Expiration Date
<p>Reporting Party</p>	<ul style="list-style-type: none"> • Contact Information <ul style="list-style-type: none"> – Name – Organization/Company – E-mail – Phone Number – Fax Number • Vessel Location <ul style="list-style-type: none"> – Latitude – Longitude – Location Description • Submission Comments

<p align="center">Screen (With Links to Screenshots)</p>	<p align="center">Data Elements (Data Requirements May Vary Depending on Voyage/Vessel Types)</p>
<p>Arrival Port</p>	<ul style="list-style-type: none"> • Voyage Information <ul style="list-style-type: none"> – Notice Type (select Arrival to see the appropriate entry fields on the screen) – Voyage Type – Voyage Number – Closed Loop Voyage? • 24-Hour Point of Contact (POC) Information <ul style="list-style-type: none"> – POC Name – POC Company – POC E-mail – POC 24-Hour Phone Number – POC Fax Number • Arrival Information <ul style="list-style-type: none"> – City – State – Arrival Port (or nearest) – Place/Anchorage – Receiving Facility – Arrival Date/Time – Departure Date/Time – Less Than 24-Hour Voyage? • Last Port of Call Information <ul style="list-style-type: none"> – Country – State – Port – Place – Arrival Date – Departure Date
<p>Arrival Port Involving OCS</p>	<ul style="list-style-type: none"> • Voyage Information <ul style="list-style-type: none"> – (Same as in Arrival Port above) • 24-Hour Point of Contact Information <ul style="list-style-type: none"> – (Same as in Arrival Port above) • Arrival Information <ul style="list-style-type: none"> – (Same as in Arrival Port above) • Last Port of Call Information <ul style="list-style-type: none"> – (Same as in Arrival Port above) • Outer Continental Shelf Information <ul style="list-style-type: none"> – Map Area – Block Number – Lease Number – OPS Start Date – OPS End Date

<p align="center">Screen (With Links to Screenshots)</p>	<p align="center">Data Elements (Data Requirements May Vary Depending on Voyage/Vessel Types)</p>
<p>Departure Port</p>	<ul style="list-style-type: none"> • Voyage Information <ul style="list-style-type: none"> – Notice Type (select Departure to see the appropriate entry fields on the screen) – Voyage Type – Voyage Number – Closed Loop Voyage? • 24-Hour Point of Contact Information <ul style="list-style-type: none"> – (Same as in Arrival Port above) • Departure Information <ul style="list-style-type: none"> – City – State – Departure Port (or nearest) – Departure Date/Time • Next Port of Call Information <ul style="list-style-type: none"> – Country – State – Port – Place – Arrival Date/Time
<p>Crew List</p>	<p><i>(For Column Sorting/Search Boxes)</i></p> <ul style="list-style-type: none"> • Last Name • Position

<p align="center">Screen (With Links to Screenshots)</p>	<p align="center">Data Elements (Data Requirements May Vary Depending on Voyage/Vessel Types)</p>
<p>Crew Member Information</p>	<ul style="list-style-type: none"> • Crew Member Information <ul style="list-style-type: none"> – Last Name – First Name – Middle Name – Position – Nationality – Country of Residence – Date of Birth – Gender • Identification Information <ul style="list-style-type: none"> – ID Type – ID Number – Issue Country – Expiration Date • Embark Information <ul style="list-style-type: none"> – Embark Country – Embark State – Embark Port – Embark Place – Embark Date • Debark Information <ul style="list-style-type: none"> – Debark Country – Debark State – Debark Port – Debark Place – Debark Date • Additional Information <ul style="list-style-type: none"> – Cabin Number – Primary Contact Phone Number – Secondary Contact Phone Number – Visa Status – Visa Foil Number – Visa Control Number – Performing Longshore Work in U.S.? • Address Information <ul style="list-style-type: none"> – U.S. Address Street – U.S. Address City – U.S. Address State – U.S. Address Zipcode
<p>Passenger List</p>	<p><i>(For Column Sorting/Search Box)</i></p> <ul style="list-style-type: none"> • Last Name

<p align="center">Screen (With Links to Screenshots)</p>	<p align="center">Data Elements (Data Requirements May Vary Depending on Voyage/Vessel Types)</p>
<p>Passenger Information</p>	<ul style="list-style-type: none"> ● Passenger Details Information <ul style="list-style-type: none"> – Last Name – First Name – Middle Name – Record Locator Number – Nationality – Country of Residence – Date of Birth – Gender ● Primary Identification Information <ul style="list-style-type: none"> – ID Type – ID Number – Issue Country – Expiration Date ● Secondary Identification Information <ul style="list-style-type: none"> – ID Type – ID Number – Issue Country – Expiration Date ● Embark Information <ul style="list-style-type: none"> – (Same as in Crew Member Information above) ● Debark Information <ul style="list-style-type: none"> – (Same as in Crew Member Information above) ● Additional Information <ul style="list-style-type: none"> – Cabin Number – Primary Contact Phone Number – Secondary Contact Phone Number ● Address Information <ul style="list-style-type: none"> – (Same as in Crew Member Information above)
<p>Cargo</p>	<ul style="list-style-type: none"> ● In Ballast ● General Cargo Description ● Certain Dangerous Cargo (CDC) on Board
<p>Certain Dangerous Cargo Information</p>	<ul style="list-style-type: none"> ● UN Number – Proper Shipping Name ● Amount ● Destination Country ● Destination State ● Destination Port ● Destination Place
<p>Previous Ports List</p>	<p>(For Column Sorting/Search Boxes)</p> <ul style="list-style-type: none"> ● Port ● Country

<p align="center">Screen (With Links to Screenshots)</p>	<p align="center">Data Elements (Data Requirements May Vary Depending on Voyage/Vessel Types)</p>
<p>Previous Port Information</p>	<ul style="list-style-type: none"> • Country • Port • Place • Arrival Date • Departure Date • New Build
<p>Security</p>	<ul style="list-style-type: none"> • International Ship Security Certificate (ISSC) <ul style="list-style-type: none"> – ISSC Type – Reason Interim ISSC Issued – Security Organization/Flag Administration – Issue Date • Company Security Officer (CSO) 24-Hour Contact Information <ul style="list-style-type: none"> – CSO Name – CSO Phone Number – CSO E-mail – CSO Fax Number • Additional Information <ul style="list-style-type: none"> – Vessel Security Plan – At Least One Crew Member Qualified to Meet Cruise Vessel Safety and Security Act? – Vessel Response Plan (VRP) Provided? – VRP Number – VRP Type – At Least One Crew Member Performing Longshore Work in U.S.? – INA Section 258 Exemption
<p>Manage User Account</p>	<ul style="list-style-type: none"> • Change Password <ul style="list-style-type: none"> – User Name – Current Password – New Password • User Information <ul style="list-style-type: none"> – (Same as in Create User Account above)